



Highlights

- B.C. non-farm payrolls and job vacancies decline in June
- Slight decline in visitors in June

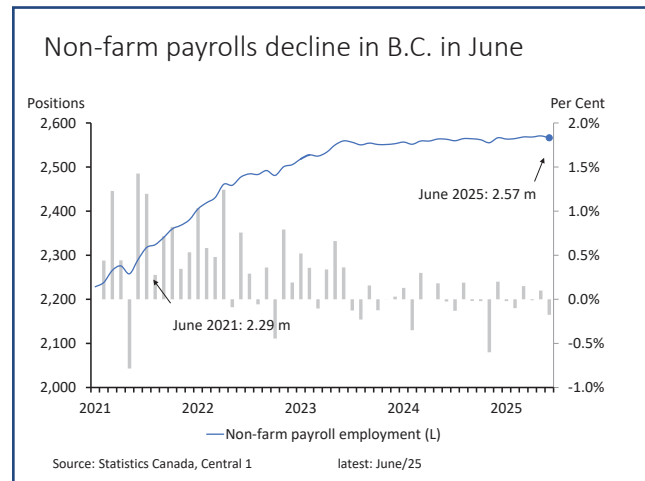
B.C. non-farm payrolls dip in June

Eloho Ennah, Economics Analyst

B.C. employee headcount decreased in June after the minor change noted in May. According to the latest Statistics Canada Survey of Employers, Payroll and Hours (SEPH), payroll counts (including unclassified businesses) fell 0.2 per cent to 2.6 million. On a year-over-year-basis, payroll headcounts increased slightly by 0.1 per cent. Excluding unclassified businesses, employee headcount decreased by 5,399 positions (-0.2 per cent) to 2.5 million from May to June. The services sector recorded a decline of 3,910 positions (-0.2 per cent), while the goods sector recorded a decrease of 1,489 positions (-0.2 per cent).

SEPH numbers were in line with recent results of the Labour Force Survey (LFS), with both pointing to softening labour market conditions in the province. Persisting uncertainty in the face of tepid economic conditions and tariff impacts have led to job market slack and slowing hiring intentions. It is important to note that while multiple job holders are counted once in the LFS, they appear as multiple entries in payroll records. That said, trends from both the SEPH and LFS align in the long run.

Within the goods producing industries, construction saw a loss of 951 positions (-0.5 per cent) during the month, while mining, quarrying, and oil and gas extraction reported a decline of 797 positions. The most notable decrease in payroll counts in the service sector was in educational services, which reported a decrease of 1,787 positions (-1.0 per cent). Professional, scientific and technical services also saw positions decline by 833 positions (-0.5 per cent).



The job vacancy rate fell to 2.9 per cent from 3.1 per cent in May, representing 73,015 vacant positions in the province. On the wage front, seasonally-adjusted average weekly earnings in B.C. increased by 0.7 per cent to \$1,304.22 in June. On a year-over-year basis, average weekly earnings in June in B.C. were 2.6 per cent higher. In the near term, hiring intentions will be tempered by broad economic uncertainty as businesses limit investment and expansion plans.

Slightly more Canadian residents return in June from the U.S.

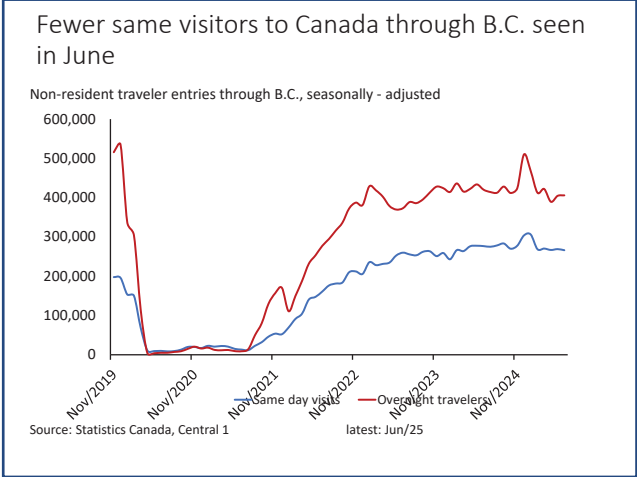
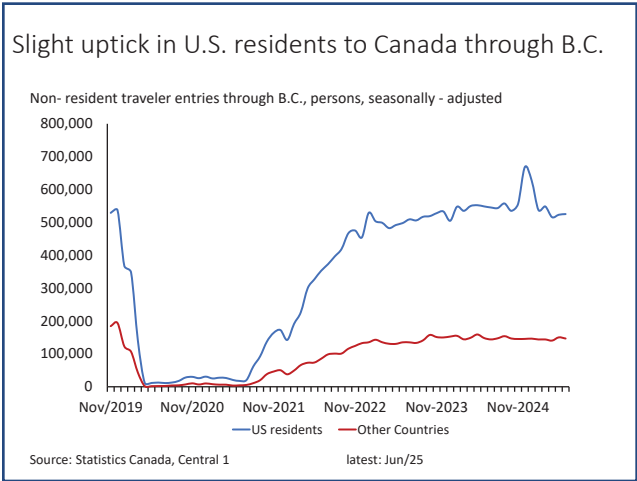
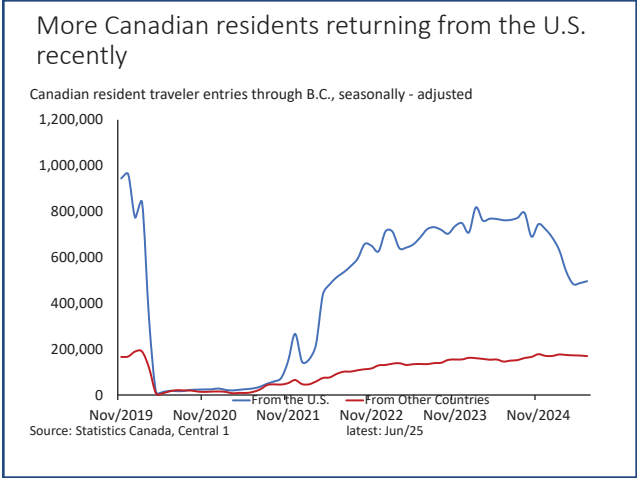
Alan Chow, Business Economist

The number of non-resident visitors entering Canada through B.C. marginally declined in June. On a seasonally-adjusted basis, entries fell by 0.2 per cent compared to May. The level was the second lowest number since January 2024 (lowest April 2025) and was only 95.2 per cent of the average over the last 12 months. Overnight tourist visits rose 0.3 per cent but same-day excursions declined by 1.0 per cent.

Visitors from countries other than the U.S fell by 2.4 per cent. Those that came for overnight stays declined by 2.0 per cent while those who made same day excursions declined by 4.9 per cent. Overall, the numbers that came in June was roughly in line with the average monthly number over the last 12 months.

The number of U.S. residents entering Canada through B.C. rose marginally, up 0.4 per cent over the previous month. Among U.S. visitors, overnight stays rose 1.4 per cent, and same-day visits fell by 0.8 per cent. The overall U.S. visitation rate stood at 93.9% of the previous 12-month average.

Canadian resident travel returning via B.C. rose slightly, up 0.9 per cent in June compared to the previous month. This was the second month in a row the number grew, after revising the numbers although it was still only 80.0 per cent when compared to the average over the previous 12-months. The number of Canadian residents returning from the U.S. rose by 1.7 per cent while the number of Canadians residents return from countries other than the U.S. was down 1.4 per cent. Compared to the previous 12-months though, the number of Canadian residents returning from the U.S. in June 2025 was down 20.7 per cent while the same comparison for Canadian residents returning from other countries other than the U.S. for May was up 2.2 per cent.



Ongoing trade tensions with the U.S continue to weigh on cross-border travel. Despite the recent slightly higher numbers, it is expected that the number of Canadians returning from the U.S. will remain soft in the coming months, while travel to other international destinations or domestic alternatives remains relatively resilient.

For more information, contact economics@central1.com.